

2025 BRIAN HEAD TOWN MUNICIPAL GENERAL ELECTION FINAL CANVASS REPORT

November 18, 2025

Statistics	<u>Total</u>
Registered Voters Total	109
Ballots Cast Total	43
Voter Turnout Total	39.45%

BRIAN HEAD TOWN MAYOR – 4 Year Term

Vote for 1

	<u>Total</u>	<u>Vote%</u>
CLAYTON CALLOWAY	40	93.02%
Total Votes Cast	40	93.02%
Contest Total	43	100.00%

BRIAN HEAD TOWN COUNCIL – 4 Year Term

Vote for 2


	<u>Total</u>	<u>Vote%</u>
MITCHELL ALLEN RICKS	30	34.88%
WRITE-IN TOTALS	18	20.93%
LOGAN CRUZ	15	17.44%
NOT ASSIGNED	3	3.49%
Total Votes Cast	48	55.81%
Contest Totals	86	100.00%

STATE OF UTAH)
) ss:
COUNTY OF IRON)

I, Nancy Leigh, Town Clerk of Brian Head, Utah do hereby certify that the following is a true and correct abstract of the statement of vote of this Municipal General Election held in Brian Head, Utah on November 18, 2025 as made out and entered upon the record of the Board of Canvassers, Brian Head, Utah so far as the same relates to the offices names.

Dated November 18, 2025

Brian Head Town Board of Canvassers

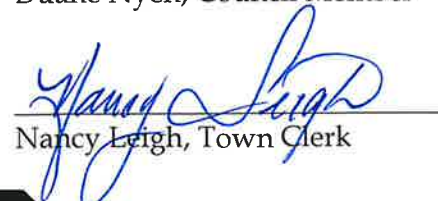

Clayton Calloway, Mayor



Mitch Ricks, Council Member

Martin Tidwell, Council Member - Absent


Larry Freeberg, Council Member


Duane Nyen, Council Member


Nancy Leigh, Town Clerk



Cedar City

10 North Main Street • Cedar City, UT 84720
435-586-2950 • FAX 435-586-4362
to www.cedarcityut.gov

Mayor

Garth O. Green

Council Members

Robert Cox
W. Tyler Melling
R. Scott Phillips
Ronald Riddle
Carter Wilkey

City Manager


Paul Bittmenn

STATE OF UTAH)
 :SS.
COUNTY OF IRON)


I, Renon Savage, City Recorder of Cedar City, County of Iron, State of Utah, do hereby certify that the foregoing is a true and correct abstract of the statement of votes of this Municipal General Election held in Cedar City, Utah on November 4, 2025, as made out and entered upon the records of the Board of Canvassers, Cedar City, so far as the same relates to the offices and propositions named.


Dated: November 18, 2025


Board of Cedar City Canvassers:

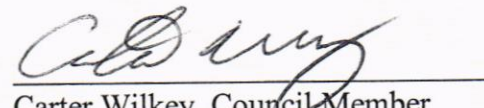

Garth O. Green, Mayor



Robert Cox, Council Member


R. Scott Phillips, Council Member


Ronald Riddle, Council Member


Phillip Schmidt, Council Member


Carter Wilkey, Council Member


Renon Savage, Cedar City Recorder



Cedar City, Utah
MUNICIPAL GENERAL ELECTION
November 4, 2025

OFFICIAL RESULTS
SUMMARY RESULTS REPORT

Statistics	TOTAL
------------	-------

Registered Voters - Total	17,834
Ballots Cast - Total	7,110
Voter Turnout - Total	39.87%

Cedar City Mayor
Vote For 1

TOTAL VOTE %

STEVE NELSON	4,300	60.48%
PHIL E. SCHMIDT	2,712	38.14%
Total Votes Cast	7,012	98.62%
Contest Totals	7,110	100.00%

Cedar City Council
Vote For 2

TOTAL VOTE %

RONALD RIDDLE	2,734	19.23%
WALDO D. GALAN	3,843	27.03%
KATHY A. LONG	1,357	9.54%
R. SCOTT PHILLIPS	4,863	34.20%
Total Votes Cast	12,797	89.99%
Contest Totals	14,220	100.00%

Cedar City, Utah
MUNICIPAL GENERAL ELECTION
November 4, 2025

OFFICIAL RESULTS
PRECINCT RESULTS REPORT

11CC 1

STATISTICS

	TOTAL
Registered Voters - Total	473
Ballots Cast - Total	154
Ballots Cast - Blank	0
Voter Turnout - Total	32.56%

Cedar City Mayor

Vote For 1

	TOTAL	VOTE %
STEVE NELSON	72	46.75%
PHIL E. SCHMIDT	78	50.65%
Total Votes Cast	150	97.40%
Contest Totals	154	100.00%

Cedar City Council

Vote For 2

	TOTAL	VOTE %
RONALD RIDDLE	52	16.88%
WALDO D. GALAN	87	28.25%
KATHY A. LONG	31	10.06%
R. SCOTT PHILLIPS	94	30.52%
Total Votes Cast	264	85.71%
Contest Totals	308	100.00%

Cedar City, Utah
MUNICIPAL GENERAL ELECTION
November 4, 2025

OFFICIAL RESULTS
PRECINCT RESULTS REPORT

11CC 2

STATISTICS

	TOTAL
Registered Voters - Total	524
Ballots Cast - Total	287
Ballots Cast - Blank	0
Voter Turnout - Total	54.77%

Cedar City Mayor

Vote For 1

	TOTAL	VOTE %
STEVE NELSON	109	37.98%
PHIL E. SCHMIDT	177	61.67%
Total Votes Cast	286	99.65%
Contest Totals	287	100.00%

Cedar City Council

Vote For 2

	TOTAL	VOTE %
RONALD RIDDLE	61	10.63%
WALDO D. GALAN	235	40.94%
KATHY A. LONG	32	5.57%
R. SCOTT PHILLIPS	181	31.53%
Total Votes Cast	509	88.68%
Contest Totals	574	100.00%

Cedar City, Utah
MUNICIPAL GENERAL ELECTION
November 4, 2025

OFFICIAL RESULTS
PRECINCT RESULTS REPORT

11CC 3

STATISTICS

	TOTAL
Registered Voters - Total	689
Ballots Cast - Total	311
Ballots Cast - Blank	1
Voter Turnout - Total	45.14%

Cedar City Mayor

Vote For 1

	TOTAL	VOTE %
STEVE NELSON	172	55.31%
PHIL E. SCHMIDT	135	43.41%
Total Votes Cast	307	98.71%
Contest Totals	311	100.00%

Cedar City Council

Vote For 2

	TOTAL	VOTE %
RONALD RIDDLE	141	22.67%
WALDO D. GALAN	154	24.76%
KATHY A. LONG	61	9.81%
R. SCOTT PHILLIPS	210	33.76%
Total Votes Cast	566	91.00%
Contest Totals	622	100.00%

11CC 4

STATISTICS

	TOTAL
Registered Voters - Total	533
Ballots Cast - Total	155
Ballots Cast - Blank	0
Voter Turnout - Total	29.08%

Cedar City Mayor

Vote For 1

	TOTAL	VOTE %
STEVE NELSON	88	56.77%
PHIL E. SCHMIDT	66	42.58%
Total Votes Cast	154	99.35%
Contest Totals	155	100.00%

Cedar City Council

Vote For 2

	TOTAL	VOTE %
RONALD RIDDLE	77	24.84%
WALDO D. GALAN	68	21.94%
KATHY A. LONG	41	13.23%
R. SCOTT PHILLIPS	100	32.26%
Total Votes Cast	286	92.26%
Contest Totals	310	100.00%

Cedar City, Utah
MUNICIPAL GENERAL ELECTION
November 4, 2025

OFFICIAL RESULTS
PRECINCT RESULTS REPORT

11CC 5

STATISTICS

	TOTAL
Registered Voters - Total	462
Ballots Cast - Total	124
Ballots Cast - Blank	0
Voter Turnout - Total	26.84%

Cedar City Mayor

Vote For 1

	TOTAL	VOTE %
STEVE NELSON	70	56.45%
PHIL E. SCHMIDT	54	43.55%
Total Votes Cast	124	100.00%
Contest Totals	124	100.00%

Cedar City Council

Vote For 2

	TOTAL	VOTE %
RONALD RIDDLE	55	22.18%
WALDO D. GALAN	53	21.37%
KATHY A. LONG	27	10.89%
R. SCOTT PHILLIPS	81	32.66%
Total Votes Cast	216	87.10%
Contest Totals	248	100.00%

Cedar City, Utah
MUNICIPAL GENERAL ELECTION
November 4, 2025

OFFICIAL RESULTS
PRECINCT RESULTS REPORT

11CC 6

STATISTICS

	TOTAL
Registered Voters - Total	578
Ballots Cast - Total	156
Ballots Cast - Blank	0
Voter Turnout - Total	26.99%

Cedar City Mayor

Vote For 1

	TOTAL	VOTE %
STEVE NELSON	102	65.38%
PHIL E. SCHMIDT	52	33.33%
Total Votes Cast	154	98.72%
Contest Totals	156	100.00%

Cedar City Council

Vote For 2

	TOTAL	VOTE %
RONALD RIDDLE	52	16.67%
WALDO D. GALAN	87	27.88%
KATHY A. LONG	45	14.42%
R. SCOTT PHILLIPS	92	29.49%
Total Votes Cast	276	88.46%
Contest Totals	312	100.00%

11CC 7

STATISTICS

	TOTAL
Registered Voters - Total	501
Ballots Cast - Total	159
Ballots Cast - Blank	0
Voter Turnout - Total	31.74%

Cedar City Mayor

Vote For 1

	TOTAL	VOTE %
STEVE NELSON	88	55.35%
PHIL E. SCHMIDT	65	40.88%
Total Votes Cast	153	96.23%
Contest Totals	159	100.00%

Cedar City Council

Vote For 2

	TOTAL	VOTE %
RONALD RIDDLE	57	17.92%
WALDO D. GALAN	65	20.44%
KATHY A. LONG	52	16.35%
R. SCOTT PHILLIPS	112	35.22%
Total Votes Cast	286	89.94%
Contest Totals	318	100.00%

Cedar City, Utah
MUNICIPAL GENERAL ELECTION
November 4, 2025

OFFICIAL RESULTS
PRECINCT RESULTS REPORT

11CC 8

STATISTICS

	TOTAL
Registered Voters - Total	663
Ballots Cast - Total	196
Ballots Cast - Blank	0
Voter Turnout - Total	29.56%

Cedar City Mayor

Vote For 1

	TOTAL	VOTE %
STEVE NELSON	118	60.20%
PHIL E. SCHMIDT	74	37.76%
Total Votes Cast	192	97.96%
Contest Totals	196	100.00%

Cedar City Council

Vote For 2

	TOTAL	VOTE %
RONALD RIDDLE	107	27.30%
WALDO D. GALAN	74	18.88%
KATHY A. LONG	37	9.44%
R. SCOTT PHILLIPS	136	34.69%
Total Votes Cast	354	90.31%
Contest Totals	392	100.00%

Cedar City, Utah
MUNICIPAL GENERAL ELECTION
November 4, 2025

OFFICIAL RESULTS
PRECINCT RESULTS REPORT

11CC 9

STATISTICS

	TOTAL
Registered Voters - Total	606
Ballots Cast - Total	254
Ballots Cast - Blank	0
Voter Turnout - Total	41.91%

Cedar City Mayor

Vote For 1

	TOTAL	VOTE %
STEVE NELSON	200	78.74%
PHIL E. SCHMIDT	50	19.68%
Total Votes Cast	250	98.43%
Contest Totals	254	100.00%

Cedar City Council

Vote For 2

	TOTAL	VOTE %
RONALD RIDDLE	99	19.49%
WALDO D. GALAN	126	24.80%
KATHY A. LONG	48	9.45%
R. SCOTT PHILLIPS	168	33.07%
Total Votes Cast	441	86.81%
Contest Totals	508	100.00%

11CC 10

STATISTICS

	TOTAL
Registered Voters - Total	674
Ballots Cast - Total	248
Ballots Cast - Blank	0
Voter Turnout - Total	36.80%

Cedar City Mayor
Vote For 1

	TOTAL	VOTE %
STEVE NELSON	158	63.71%
PHIL E. SCHMIDT	83	33.47%
Total Votes Cast	241	97.18%
Contest Totals	248	100.00%

Cedar City Council
Vote For 2

	TOTAL	VOTE %
RONALD RIDDLE	91	18.35%
WALDO D. GALAN	130	26.21%
KATHY A. LONG	46	9.27%
R. SCOTT PHILLIPS	182	36.69%
Total Votes Cast	449	90.52%
Contest Totals	496	100.00%

Cedar City, Utah
MUNICIPAL GENERAL ELECTION
November 4, 2025

OFFICIAL RESULTS
PRECINCT RESULTS REPORT

11CC 11

STATISTICS

	TOTAL
Registered Voters - Total	451
Ballots Cast - Total	105
Ballots Cast - Blank	1
Voter Turnout - Total	23.28%

Cedar City Mayor

Vote For 1

	TOTAL	VOTE %
STEVE NELSON	51	48.57%
PHIL E. SCHMIDT	51	48.57%
Total Votes Cast	102	97.14%
Contest Totals	105	100.00%

Cedar City Council

Vote For 2

	TOTAL	VOTE %
RONALD RIDDLE	61	29.05%
WALDO D. GALAN	30	14.29%
KATHY A. LONG	26	12.38%
R. SCOTT PHILLIPS	69	32.86%
Total Votes Cast	186	88.57%
Contest Totals	210	100.00%

Cedar City, Utah
MUNICIPAL GENERAL ELECTION
November 4, 2025

OFFICIAL RESULTS
PRECINCT RESULTS REPORT

11CC 12

STATISTICS

	TOTAL
Registered Voters - Total	584
Ballots Cast - Total	131
Ballots Cast - Blank	0
Voter Turnout - Total	22.43%

Cedar City Mayor

Vote For 1

	TOTAL	VOTE %
STEVE NELSON	81	61.83%
PHIL E. SCHMIDT	49	37.40%
Total Votes Cast	130	99.24%
Contest Totals	131	100.00%

Cedar City Council

Vote For 2

	TOTAL	VOTE %
RONALD RIDDLE	49	18.70%
WALDO D. GALAN	55	20.99%
KATHY A. LONG	43	16.41%
R. SCOTT PHILLIPS	78	29.77%
Total Votes Cast	225	85.88%
Contest Totals	262	100.00%

Cedar City, Utah
MUNICIPAL GENERAL ELECTION
November 4, 2025

OFFICIAL RESULTS
PRECINCT RESULTS REPORT

11CC 13

STATISTICS

	TOTAL
Registered Voters - Total	423
Ballots Cast - Total	176
Ballots Cast - Blank	0
Voter Turnout - Total	41.61%

Cedar City Mayor

Vote For 1

	TOTAL	VOTE %
STEVE NELSON	97	55.11%
PHIL E. SCHMIDT	77	43.75%
Total Votes Cast	174	98.86%
Contest Totals	176	100.00%

Cedar City Council

Vote For 2

	TOTAL	VOTE %
RONALD RIDDLE	66	18.75%
WALDO D. GALAN	74	21.02%
KATHY A. LONG	39	11.08%
R. SCOTT PHILLIPS	135	38.35%
Total Votes Cast	314	89.20%
Contest Totals	352	100.00%

11CC 14

STATISTICS	
	TOTAL
Registered Voters - Total	419
Ballots Cast - Total	223
Ballots Cast - Blank	0
Voter Turnout - Total	53.22%

Cedar City Mayor

Vote For 1

	TOTAL	VOTE %
STEVE NELSON	128	57.40%
PHIL E. SCHMIDT	91	40.81%
Total Votes Cast	219	98.21%
Contest Totals	223	100.00%

Cedar City Council

Vote For 2

	TOTAL	VOTE %
RONALD RIDDLE	91	20.40%
WALDO D. GALAN	123	27.58%
KATHY A. LONG	25	5.61%
R. SCOTT PHILLIPS	171	38.34%
Total Votes Cast	410	91.93%
Contest Totals	446	100.00%

Cedar City, Utah
MUNICIPAL GENERAL ELECTION
November 4, 2025

OFFICIAL RESULTS
PRECINCT RESULTS REPORT

11CC 15

STATISTICS

	TOTAL
Registered Voters - Total	515
Ballots Cast - Total	242
Ballots Cast - Blank	0
Voter Turnout - Total	46.99%

Cedar City Mayor

Vote For 1

	TOTAL	VOTE %
STEVE NELSON	161	66.53%
PHIL E. SCHMIDT	80	33.06%
Total Votes Cast	241	99.59%
Contest Totals	242	100.00%

Cedar City Council

Vote For 2

	TOTAL	VOTE %
RONALD RIDDLE	90	18.60%
WALDO D. GALAN	119	24.59%
KATHY A. LONG	49	10.12%
R. SCOTT PHILLIPS	198	40.91%
Total Votes Cast	456	94.21%
Contest Totals	484	100.00%

Cedar City, Utah
MUNICIPAL GENERAL ELECTION
November 4, 2025

OFFICIAL RESULTS
PRECINCT RESULTS REPORT

11CC 16

STATISTICS

	TOTAL
Registered Voters - Total	902
Ballots Cast - Total	213
Ballots Cast - Blank	0
Voter Turnout - Total	23.61%

Cedar City Mayor

Vote For 1

	TOTAL	VOTE %
STEVE NELSON	114	53.52%
PHIL E. SCHMIDT	94	44.13%
Total Votes Cast	208	97.65%
Contest Totals	213	100.00%

Cedar City Council

Vote For 2

	TOTAL	VOTE %
RONALD RIDDLE	72	16.90%
WALDO D. GALAN	128	30.05%
KATHY A. LONG	57	13.38%
R. SCOTT PHILLIPS	131	30.75%
Total Votes Cast	388	91.08%
Contest Totals	426	100.00%

Cedar City, Utah
MUNICIPAL GENERAL ELECTION
November 4, 2025

OFFICIAL RESULTS
PRECINCT RESULTS REPORT

11CC 17

STATISTICS

	TOTAL
Registered Voters - Total	450
Ballots Cast - Total	160
Ballots Cast - Blank	0
Voter Turnout - Total	35.56%

Cedar City Mayor

Vote For 1

	TOTAL	VOTE %
STEVE NELSON	118	73.75%
PHIL E. SCHMIDT	42	26.25%
Total Votes Cast	160	100.00%
Contest Totals	160	100.00%

Cedar City Council

Vote For 2

	TOTAL	VOTE %
RONALD RIDDLE	65	20.31%
WALDO D. GALAN	73	22.81%
KATHY A. LONG	36	11.25%
R. SCOTT PHILLIPS	131	40.94%
Total Votes Cast	305	95.31%
Contest Totals	320	100.00%

Cedar City, Utah
MUNICIPAL GENERAL ELECTION
November 4, 2025

OFFICIAL RESULTS
PRECINCT RESULTS REPORT

11CC 18

STATISTICS

	TOTAL
Registered Voters - Total	1,186
Ballots Cast - Total	531
Ballots Cast - Blank	0
Voter Turnout - Total	44.77%

Cedar City Mayor

Vote For 1

	TOTAL	VOTE %
STEVE NELSON	403	75.89%
PHIL E. SCHMIDT	126	23.73%
Total Votes Cast	529	99.62%
Contest Totals	531	100.00%

Cedar City Council

Vote For 2

	TOTAL	VOTE %
RONALD RIDDLE	174	16.38%
WALDO D. GALAN	332	31.26%
KATHY A. LONG	86	8.10%
R. SCOTT PHILLIPS	334	31.45%
Total Votes Cast	926	87.19%
Contest Totals	1,062	100.00%

11CC 19

STATISTICS

	TOTAL
Registered Voters - Total	583
Ballots Cast - Total	326
Ballots Cast - Blank	0
Voter Turnout - Total	55.92%

Cedar City Mayor
Vote For 1

	TOTAL	VOTE %
STEVE NELSON	191	58.59%
PHIL E. SCHMIDT	129	39.57%
Total Votes Cast	320	98.16%
Contest Totals	326	100.00%

Cedar City Council
Vote For 2

	TOTAL	VOTE %
RONALD RIDDLE	122	18.71%
WALDO D. GALAN	191	29.29%
KATHY A. LONG	41	6.29%
R. SCOTT PHILLIPS	239	36.66%
Total Votes Cast	593	90.95%
Contest Totals	652	100.00%

Cedar City, Utah
MUNICIPAL GENERAL ELECTION
November 4, 2025

OFFICIAL RESULTS
PRECINCT RESULTS REPORT

11CC 20

STATISTICS

	TOTAL
Registered Voters - Total	126
Ballots Cast - Total	54
Ballots Cast - Blank	0
Voter Turnout - Total	42.86%

Cedar City Mayor

Vote For 1

	TOTAL	VOTE %
STEVE NELSON	43	79.63%
PHIL E. SCHMIDT	11	20.37%
Total Votes Cast	54	100.00%
Contest Totals	54	100.00%

Cedar City Council

Vote For 2

	TOTAL	VOTE %
RONALD RIDDLE	24	22.22%
WALDO D. GALAN	30	27.78%
KATHY A. LONG	10	9.26%
R. SCOTT PHILLIPS	26	24.07%
Total Votes Cast	90	83.33%
Contest Totals	108	100.00%

Cedar City, Utah
MUNICIPAL GENERAL ELECTION
November 4, 2025

OFFICIAL RESULTS
PRECINCT RESULTS REPORT

11CC 21

STATISTICS

	TOTAL
Registered Voters - Total	404
Ballots Cast - Total	173
Ballots Cast - Blank	0
Voter Turnout - Total	42.82%

Cedar City Mayor

Vote For 1

	TOTAL	VOTE %
STEVE NELSON	96	55.49%
PHIL E. SCHMIDT	73	42.20%
Total Votes Cast	169	97.69%
Contest Totals	173	100.00%

Cedar City Council

Vote For 2

	TOTAL	VOTE %
RONALD RIDDLE	48	13.87%
WALDO D. GALAN	107	30.92%
KATHY A. LONG	25	7.23%
R. SCOTT PHILLIPS	137	39.60%
Total Votes Cast	317	91.62%
Contest Totals	346	100.00%

Cedar City, Utah
MUNICIPAL GENERAL ELECTION
November 4, 2025

OFFICIAL RESULTS
PRECINCT RESULTS REPORT

11CC 22

STATISTICS

	TOTAL
Registered Voters - Total	548
Ballots Cast - Total	291
Ballots Cast - Blank	0
Voter Turnout - Total	53.10%

Cedar City Mayor

Vote For 1

	TOTAL	VOTE %
STEVE NELSON	178	61.17%
PHIL E. SCHMIDT	108	37.11%
Total Votes Cast	286	98.28%
Contest Totals	291	100.00%

Cedar City Council

Vote For 2

	TOTAL	VOTE %
RONALD RIDDLE	107	18.38%
WALDO D. GALAN	168	28.87%
KATHY A. LONG	34	5.84%
R. SCOTT PHILLIPS	220	37.80%
Total Votes Cast	529	90.89%
Contest Totals	582	100.00%

Cedar City, Utah
MUNICIPAL GENERAL ELECTION
November 4, 2025

OFFICIAL RESULTS
PRECINCT RESULTS REPORT

11CC 23

STATISTICS

	TOTAL
Registered Voters - Total	330
Ballots Cast - Total	120
Ballots Cast - Blank	1
Voter Turnout - Total	36.36%

Cedar City Mayor

Vote For 1

	TOTAL	VOTE %
STEVE NELSON	93	77.50%
PHIL E. SCHMIDT	24	20.00%
Total Votes Cast	117	97.50%
Contest Totals	120	100.00%

Cedar City Council

Vote For 2

	TOTAL	VOTE %
RONALD RIDDLE	48	20.00%
WALDO D. GALAN	43	17.92%
KATHY A. LONG	38	15.83%
R. SCOTT PHILLIPS	85	35.42%
Total Votes Cast	214	89.17%
Contest Totals	240	100.00%

Cedar City, Utah
MUNICIPAL GENERAL ELECTION
November 4, 2025

OFFICIAL RESULTS
PRECINCT RESULTS REPORT

11CC 24

STATISTICS

	TOTAL
Registered Voters - Total	1,144
Ballots Cast - Total	590
Ballots Cast - Blank	0
Voter Turnout - Total	51.57%

Cedar City Mayor

Vote For 1

	TOTAL	VOTE %
STEVE NELSON	401	67.97%
PHIL E. SCHMIDT	184	31.19%
Total Votes Cast	585	99.15%
Contest Totals	590	100.00%

Cedar City Council

Vote For 2

	TOTAL	VOTE %
RONALD RIDDLE	208	17.63%
WALDO D. GALAN	345	29.24%
KATHY A. LONG	111	9.41%
R. SCOTT PHILLIPS	404	34.24%
Total Votes Cast	1,068	90.51%
Contest Totals	1,180	100.00%

Cedar City, Utah
MUNICIPAL GENERAL ELECTION
November 4, 2025

OFFICIAL RESULTS
PRECINCT RESULTS REPORT

11CC 25

STATISTICS

	TOTAL
Registered Voters - Total	986
Ballots Cast - Total	376
Ballots Cast - Blank	0
Voter Turnout - Total	38.13%

Cedar City Mayor

Vote For 1

	TOTAL	VOTE %
STEVE NELSON	238	63.30%
PHIL E. SCHMIDT	134	35.64%
Total Votes Cast	372	98.94%
Contest Totals	376	100.00%

Cedar City Council

Vote For 2

	TOTAL	VOTE %
RONALD RIDDLE	180	23.94%
WALDO D. GALAN	190	25.27%
KATHY A. LONG	52	6.91%
R. SCOTT PHILLIPS	245	32.58%
Total Votes Cast	667	88.70%
Contest Totals	752	100.00%

Cedar City, Utah
MUNICIPAL GENERAL ELECTION
November 4, 2025

OFFICIAL RESULTS
PRECINCT RESULTS REPORT

11CC 26

STATISTICS

	TOTAL
Registered Voters - Total	440
Ballots Cast - Total	218
Ballots Cast - Blank	0
Voter Turnout - Total	49.55%

Cedar City Mayor

Vote For 1

	TOTAL	VOTE %
STEVE NELSON	101	46.33%
PHIL E. SCHMIDT	112	51.38%
Total Votes Cast	213	97.71%
Contest Totals	218	100.00%

Cedar City Council

Vote For 2

	TOTAL	VOTE %
RONALD RIDDLE	63	14.45%
WALDO D. GALAN	147	33.72%
KATHY A. LONG	43	9.86%
R. SCOTT PHILLIPS	161	36.93%
Total Votes Cast	414	94.95%
Contest Totals	436	100.00%

Cedar City, Utah
MUNICIPAL GENERAL ELECTION
November 4, 2025

OFFICIAL RESULTS
PRECINCT RESULTS REPORT

11CC 27

STATISTICS

	TOTAL
Registered Voters - Total	1,274
Ballots Cast - Total	531
Ballots Cast - Blank	0
Voter Turnout - Total	41.68%

Cedar City Mayor

Vote For 1

	TOTAL	VOTE %
STEVE NELSON	312	58.76%
PHIL E. SCHMIDT	215	40.49%
Total Votes Cast	527	99.25%
Contest Totals	531	100.00%

Cedar City Council

Vote For 2

	TOTAL	VOTE %
RONALD RIDDLE	196	18.46%
WALDO D. GALAN	301	28.34%
KATHY A. LONG	96	9.04%
R. SCOTT PHILLIPS	343	32.30%
Total Votes Cast	936	88.14%
Contest Totals	1,062	100.00%

Cedar City, Utah
MUNICIPAL GENERAL ELECTION
November 4, 2025

OFFICIAL RESULTS
PRECINCT RESULTS REPORT

11CC 28

STATISTICS

	TOTAL
Registered Voters - Total	572
Ballots Cast - Total	222
Ballots Cast - Blank	0
Voter Turnout - Total	38.81%

Cedar City Mayor

Vote For 1

	TOTAL	VOTE %
STEVE NELSON	109	49.10%
PHIL E. SCHMIDT	111	50.00%
Total Votes Cast	220	99.10%
Contest Totals	222	100.00%

Cedar City Council

Vote For 2

	TOTAL	VOTE %
RONALD RIDDLE	76	17.12%
WALDO D. GALAN	118	26.58%
KATHY A. LONG	49	11.04%
R. SCOTT PHILLIPS	171	38.51%
Total Votes Cast	414	93.24%
Contest Totals	444	100.00%

Cedar City, Utah
MUNICIPAL GENERAL ELECTION
November 4, 2025

OFFICIAL RESULTS

PRECINCT RESULTS REPORT

11CC 29

STATISTICS

	TOTAL
Registered Voters - Total	794
Ballots Cast - Total	384
Ballots Cast - Blank	0
Voter Turnout - Total	48.36%

Cedar City Mayor

Vote For 1

	TOTAL	VOTE %
STEVE NELSON	208	54.17%
PHIL E. SCHMIDT	167	43.49%
Total Votes Cast	375	97.66%
Contest Totals	384	100.00%

Cedar City Council

Vote For 2

	TOTAL	VOTE %
RONALD RIDDLE	202	26.30%
WALDO D. GALAN	190	24.74%
KATHY A. LONG	77	10.03%
R. SCOTT PHILLIPS	229	29.82%
Total Votes Cast	698	90.89%
Contest Totals	768	100.00%

City Council Members

David Harris
Debra Ley
Bob Tingey
Katherine Ross
Shawn Stoor



Geoffrey Chesnut – Mayor
Rob Dotson – City Manager
Lindsay Hildebrand – City Recorder

BOARD of CANVASS CERTIFICATION
2025 Municipal General Election

STATE OF UTAH

COUNTY OF IRON

The undersigned Enoch City Board of Canvassers and the Enoch City Recorder do hereby certify the election results of the 2025 Municipal General Election held on the 4th Day of November 2025, as they appear in the attached official returns of said election as filed and on record in the office of the Clerk/Auditor of Iron County.

IN WITNESS WHEREOF, we have hereunto set our official signatures and affixed the seal of Enoch City, this 18th day of November, 2025.

A handwritten signature in black ink, appearing to read "Shawn S. Stoor", written over a horizontal line.

Shawn Stoor, Mayor Pro-tem

A handwritten signature in black ink, appearing to read "Katherine Ross", written over a horizontal line.

Katherine Ross, Council Member

A handwritten signature in black ink, appearing to read "David Harris", written over a horizontal line.

David Harris, Council Member

A handwritten signature in black ink, appearing to read "Bob Tingey", written over a horizontal line.

Bob Tingey, Council Member

A handwritten signature in black ink, appearing to read "Debra Ley", written over a horizontal line.

Debra Ley, Council Member

A handwritten signature in blue ink, appearing to read "Lindsay Hildebrand", written over a horizontal line.

Lindsay Hildebrand, City Recorder



The entire certified report is available for inspection in the office of the Enoch City Recorder at the City Office, 900 E. Midvalley Road, Enoch, Utah, during regular business hours. Alternatively, you may call 435-586-1119 to request a copy. It can also be found on the city website <https://www.enochcityut.gov/> and Utah Public Notice website <https://www.utah.gov/pmn/>

Statistics	TOTAL
Registered Voters - Total	4,518
Ballots Cast - Total	1,644
Voter Turnout - Total	36.39%

Enoch City Mayor
Vote For 1

	TOTAL	VOTE %
JIM RUSHTON	821	49.94%
KATHERINE A. ROSS	817	49.70%
Total Votes Cast	1,638	99.64%
Contest Totals	1,644	100.00%

Enoch City Council
Vote For 2

	TOTAL	VOTE %
JACOB DANIEL MINER	1,118	34.00%
KIMBERLEE S TROWER	1,138	34.61%
Total Votes Cast	2,256	68.61%
Contest Totals	3,288	100.00%



KANARRAVILLE TOWN CORPORATION
40 South Main Street, HC 65 Box 148
Kanarraville UT 84742
(435) 867-1852

Official Canvass Report Municipal General Election – November 4, 2025

The governing body of the Town of Kanarraville, Utah, met on November 18, 2025 at 6:30 pm at the Kanarraville Town Hall, 40 South Main, Kanarraville Utah to act as the Board of Canvassers and to canvass the returns of the Municipal General Election held on November 4, 2025 in accordance with Utah Code.

1. Election Overview

- **Election Type:** General Municipal Election
- **Date of Election:** November 4, 2025
- **Number of Active Registered Voters:** 288
- **Ballots Cast:**
 - **Ballots Counted:** 214
 - **Voter Turnout:** 74.31%

2. Official Results

Office: Mayor (4-Year Term)

Candidate	Votes	%
J. Tyler Allred	146	68.22%
Brenda Pugh	67	31.31%
Total Votes Cast	213	99.53%
Contest Totals	214	100.00%

Elected: J. Tyler Allred

Office: Town Board (4-Year Term, vote for 2)

Candidate	Votes	%
Jared Valentine Blackburn	156	36.45%
William H. Weymouth	54	12.62%
Brandon Jonsson	53	12.38%
Darcie D. Hirschi	128	29.91%
Total Votes Cast	391	91.36%
Contest Totals	428	100.00%

Elected:

1. Jared Valentine Blackburn
2. Darcie D. Hirschi

3. Certification

We, the undersigned members of the Board of Canvassers for the Town of Kanarraville, hereby certify that the above results constitute the official canvass of the November 4, 2025 election, and represent the final vote totals.


J. Tyler Allred, Mayor

11-18-25
Date


Jared Valentine Blackburn, Town Board

11-18-25
Date


Brandon Jonsson, Town Board

11-18-2025
Date

4. Attestation by Town Recorder

I, Heidi Loveland, Town Clerk for the Town of Kanarraville, attest that these results have been entered into the official records of the Town, and emailed to the Lt. Governor's Office on this 18th day of November, 2025.


Heidi Loveland



STATE OF UTAH

) ss:

COUNTY OF IRON

I, Jayne A. Stones, Town Clerk of Paragonah, Utah, do hereby certify that the following is a true and correct abstract of the statement of vote of this Municipal General Election held in Paragonah, Utah on November 4, 2025, as made out and entered upon the record of the Board of Canvassers, Paragonah, Utah, so far as the same relates to the offices and propositions named.

Dated: November 18, 2025

Board of Paragonah Canvassers:



R. Todd Robinson – Mayor


Michael D. Abbott – Council Member


Marge Cipkar – Council Member


Todd Blaine Memmott – Council Member


Travis Isaacson – Council Member


Jayne A. Stones, Town Clerk



Paragonah Town, Utah
MUNICIPAL GENERAL ELECTION
November 4, 2025

OFFICIAL FINAL RESULTS
SUMMARY RESULTS REPORT

Statistics	TOTAL
Registered Voters - Total	362
Ballots Cast - Total	201
Voter Turnout - Total	55.52%

Paragonah Town Mayor

Vote For 1

	TOTAL VOTE %	
RICHARD TODD ROBINSON	97	48.26%
DAKOTA J. VEATER	104	51.74%
Total Votes Cast	201	100.00%
Contest Totals	201	100.00%

Paragonah Town Council

Vote For 2

	TOTAL VOTE %	
TODD BLAINE MEMMOTT	156	38.81%
TRAVIS ISAACSON	159	39.55%
Total Votes Cast	315	78.36%
Contest Totals	402	100.00%

Mollie Halterman
Mayor



Dan Jessen
City Manager

PAROWAN CITY RECORDER'S CERTIFICATE 2025 GENERAL ELECTION

Canvass Date: November 18, 2025

Honorable Board of Canvassers:

*Mayor Mollie Halterman, Council Member David Burton, Jr., Councilmember John Dean,
Council Member Sharon Downey, Council Member David Harris, Council Member Rochell Topham*

I, Callie Bassett, the duly chosen, qualified and acting City Recorder of the City of Parowan, County of Iron, State of Utah, hereby certify that the following is a true and correct copy of the Canvass Report for the November 4, 2025, Municipal General Election. This report was reviewed and certified by the Board of Canvassers for the City of Parowan, Utah on November 18, 2025, at 5:00 p.m. in the Parowan City Council Chambers, 35 E. 100 N., Parowan, UT, 84761.

MAYOR At-Large (1 SEAT, 4-YEAR TERM)

MOLLIE HALTERMAN*

OFFICIAL TOTALS

804 - *Elected*

TOTAL VOTES

804

CITY COUNCIL At-Large (2 SEATS, 4-YEAR TERM)

LYLE CLAYTON BARTON*

JENNELLE ZAJAC

ROCHELL TOPHAM*

SHARON DOWNEY

OFFICIAL TOTALS

600 - *Elected*

422

551 - *Elected*

345

TOTAL VOTES

1,918

Callie Bassett, CMC, City Recorder
Parowan City, UT

*Elected municipal legislative members for a 4-year term (2026-2029)

Published: 11/18/2025

Utah Public Notice Website

Parowan City Website

Parowan City Office North and South Bulletin Boards



CITY COUNCIL: DAVID BURTON, JR., JOHN DEAN, SHARON DOWNEY, DAVID HARRIS, ROCHELL TOPHAM

BOARD OF CANVASSERS' CERTIFICATE
2025 PAROWAN CITY'S GENERAL ELECTION
NOVEMBER 4, 2025

Canvass Date: November 18, 2025

Statistics


Parowan City	TOTAL	VOTE%
Registered Voters - Total	2,078	
Ballots Cast - Total	1,083	
Voter Turnout - Total		52.12%

Mayor (1 Seat, 4 – Year Term)	TOTAL	VOTE%	
Vote for 1			
MOLLIE HALTERMAN*	804	74.24%	Elected
Total Votes Cast	804	74.24%	
Contest Totals	1083	100.00%	

Parowan City Council	TOTAL	VOTE%	
Vote for 2			
LYLE CLAYTON BARTON*	600	27.70%	Elected
JENNELLE ZAJAC	422	19.48%	
ROCHELL TOPHAM*	551	25.44%	Elected
SHARON DOWNEY	345	15.93%	
Total Votes Cast	1,918	88.55%	
Contest Totals	2,166	100.00%	


*Elected municipal legislative members for a 4-year term (2026-2029).

I CERTIFY THAT THE FOREGOING IS A FULL, TRUE AND CORRECT ABSTRACT OF THE VOTES FOR THIS CITY'S 2025 GENERAL ELECTION HELD ON NOVEMBER 4, 2025.



Mollie Halterman – Mayor


David Burton, Sr. – Council Member


John Dean – Council Member


Sharon Downey – Council Member


David Harris – Council Member


Rochell Topham – Council Member

I, Callie Bassett, City Recorder, in and for said City, do hereby certify that the foregoing is a full, true, and correct abstract of the votes for this City's 2025 General Election held on November 4, 2025, as made out and entered upon the record of the Board of City Canvassers, so far as the same relates to the offices named above.

11/18/2025
Date


Callie Bassett, City Recorder &
Clerk of the Board of Canvassers



Statistics	TOTAL
Registered Voters - Total	2,078
Ballots Cast - Total	1,083
Voter Turnout - Total	52.12%

Parowan City Mayor
Vote For 1

	TOTAL	VOTE %
MOLLIE HALTERMAN	804	74.24%
Total Votes Cast	804	74.24%
Contest Totals	1,083	100.00%

Parowan City Council
Vote For 2

	TOTAL	VOTE %
LYLE CLAYTON BARTON	600	27.70%
JENNELLE ZAJAC	422	19.48%
ROCHELL TOPHAM	551	25.44%
SHARON DOWNEY	345	15.93%
Total Votes Cast	1,918	88.55%
Contest Totals	2,166	100.00%

11PARE

Statistics	TOTAL
Registered Voters - Total	829
Ballots Cast - Total	447
Ballots Cast - Blank	0
Voter Turnout - Total	53.92%

Parowan City Mayor
Vote For 1

	TOTAL VOTE %	
MOLLIE HALTERMAN	354	79.19%
Total Votes Cast	354	79.19%
Contest Totals	447	100.00%

Parowan City Council
Vote For 2

	TOTAL VOTE %	
LYLE CLAYTON BARTON	248	27.74%
JENNELLE ZAJAC	181	20.25%
ROCHELL TOPHAM	222	24.83%
SHARON DOWNEY	139	15.55%
Total Votes Cast	790	88.37%
Contest Totals	894	100.00%

11PARN

Statistics	TOTAL
Registered Voters - Total	670
Ballots Cast - Total	345
Ballots Cast - Blank	0
Voter Turnout - Total	51.49%

Parowan City Mayor
Vote For 1

	TOTAL VOTE %	
MOLLIE HALTERMAN	232	67.25%
Total Votes Cast	232	67.25%
Contest Totals	345	100.00%

Parowan City Council
Vote For 2

	TOTAL VOTE %	
LYLE CLAYTON BARTON	171	24.78%
JENNELLE ZAJAC	131	18.99%
ROCHELL TOPHAM	185	26.81%
SHARON DOWNEY	130	18.84%
Total Votes Cast	617	89.42%
Contest Totals	690	100.00%

11PARS

Statistics	TOTAL
Registered Voters - Total	579
Ballots Cast - Total	291
Ballots Cast - Blank	0
Voter Turnout - Total	50.26%

Parowan City Mayor
Vote For 1

	TOTAL VOTE %	
MOLLIE HALTERMAN	218	74.91%
Total Votes Cast	218	74.91%
Contest Totals	291	100.00%

Parowan City Council
Vote For 2

	TOTAL VOTE %	
LYLE CLAYTON BARTON	181	31.10%
JENNELLE ZAJAC	110	18.90%
ROCHELL TOPHAM	144	24.74%
SHARON DOWNEY	76	13.06%
Total Votes Cast	511	87.80%
Contest Totals	582	100.00%

11CC 1

STATISTICS

	TOTAL
Registered Voters - Total	469
Ballots Cast - Total	121
Ballots Cast - Blank	0
Voter Turnout - Total	25.80%

Cedar City Mayor
Vote For 1

	TOTAL	VOTE %
EMILY RHODES	20	16.53%
STEVE NELSON	43	35.54%
REBECCA FAITH MUNN	4	3.31%
PHIL E. SCHMIDT	52	42.98%
Total Votes Cast	119	98.35%
Contest Totals	121	100.00%

Cedar City Council
Vote For 2

	TOTAL	VOTE %
WITHDRAWN	3	1.24%
RONALD RIDDLE	26	10.74%
BARRY E. SHORT	21	8.68%
WALDO D. GALAN	52	21.49%
KATHY A. LONG	37	15.29%
R. SCOTT PHILLIPS	69	28.51%
Total Votes Cast	208	85.95%
Contest Totals	242	100.00%

11CC 2

STATISTICS

	TOTAL
Registered Voters - Total	525
Ballots Cast - Total	241
Ballots Cast - Blank	0
Voter Turnout - Total	45.90%

Cedar City Mayor
Vote For 1

	TOTAL	VOTE %
EMILY RHODES	21	8.71%
STEVE NELSON	69	28.63%
REBECCA FAITH MUNN	7	2.90%
PHIL E. SCHMIDT	140	58.09%
Total Votes Cast	237	98.34%
Contest Totals	241	100.00%

Cedar City Council
Vote For 2

	TOTAL	VOTE %
WITHDRAWN	3	0.62%
RONALD RIDDLE	51	10.58%
BARRY E. SHORT	22	4.56%
WALDO D. GALAN	168	34.85%
KATHY A. LONG	27	5.60%
R. SCOTT PHILLIPS	152	31.54%
Total Votes Cast	423	87.76%
Contest Totals	482	100.00%

11CC 3

STATISTICS

	TOTAL
Registered Voters - Total	696
Ballots Cast - Total	248
Ballots Cast - Blank	0
Voter Turnout - Total	35.63%

Cedar City Mayor
Vote For 1

	TOTAL	VOTE %
EMILY RHODES	42	16.94%
STEVE NELSON	114	45.97%
REBECCA FAITH MUNN	3	1.21%
PHIL E. SCHMIDT	88	35.48%
Total Votes Cast	247	99.60%
Contest Totals	248	100.00%

Cedar City Council
Vote For 2

	TOTAL	VOTE %
WITHDRAWN	8	1.61%
RONALD RIDDLE	93	18.75%
BARRY E. SHORT	39	7.86%
WALDO D. GALAN	80	16.13%
KATHY A. LONG	60	12.10%
R. SCOTT PHILLIPS	171	34.48%
Total Votes Cast	451	90.93%
Contest Totals	496	100.00%

11CC 4

STATISTICS

	TOTAL
Registered Voters - Total	557
Ballots Cast - Total	123
Ballots Cast - Blank	0
Voter Turnout - Total	22.08%

Cedar City Mayor
Vote For 1

	TOTAL	VOTE %
EMILY RHODES	23	18.70%
STEVE NELSON	54	43.90%
REBECCA FAITH MUNN	5	4.06%
PHIL E. SCHMIDT	41	33.33%
Total Votes Cast	123	100.00%
Contest Totals	123	100.00%

Cedar City Council
Vote For 2

	TOTAL	VOTE %
WITHDRAWN	2	0.81%
RONALD RIDDLE	66	26.83%
BARRY E. SHORT	14	5.69%
WALDO D. GALAN	37	15.04%
KATHY A. LONG	24	9.76%
R. SCOTT PHILLIPS	78	31.71%
Total Votes Cast	221	89.84%
Contest Totals	246	100.00%

11CC 5

STATISTICS

	TOTAL
Registered Voters - Total	470
Ballots Cast - Total	103
Ballots Cast - Blank	1
Voter Turnout - Total	21.91%

Cedar City Mayor
Vote For 1

	TOTAL	VOTE %
EMILY RHODES	28	27.18%
STEVE NELSON	43	41.75%
REBECCA FAITH MUNN	0	0.00%
PHIL E. SCHMIDT	31	30.10%
Total Votes Cast	102	99.03%
Contest Totals	103	100.00%

Cedar City Council
Vote For 2

	TOTAL	VOTE %
WITHDRAWN	9	4.37%
RONALD RIDDLE	27	13.11%
BARRY E. SHORT	27	13.11%
WALDO D. GALAN	27	13.11%
KATHY A. LONG	24	11.65%
R. SCOTT PHILLIPS	56	27.18%
Total Votes Cast	170	82.52%
Contest Totals	206	100.00%

11CC 6

STATISTICS

	TOTAL
Registered Voters - Total	582
Ballots Cast - Total	117
Ballots Cast - Blank	0
Voter Turnout - Total	20.10%

Cedar City Mayor
Vote For 1

	TOTAL	VOTE %
EMILY RHODES	27	23.08%
STEVE NELSON	55	47.01%
REBECCA FAITH MUNN	5	4.27%
PHIL E. SCHMIDT	29	24.79%
Total Votes Cast	116	99.15%
Contest Totals	117	100.00%

Cedar City Council
Vote For 2

	TOTAL	VOTE %
WITHDRAWN	4	1.71%
RONALD RIDDLE	34	14.53%
BARRY E. SHORT	24	10.26%
WALDO D. GALAN	30	12.82%
KATHY A. LONG	34	14.53%
R. SCOTT PHILLIPS	72	30.77%
Total Votes Cast	198	84.62%
Contest Totals	234	100.00%

11CC 7

STATISTICS

	TOTAL
Registered Voters - Total	495
Ballots Cast - Total	110
Ballots Cast - Blank	0
Voter Turnout - Total	22.22%

Cedar City Mayor
Vote For 1

	TOTAL	VOTE %
EMILY RHODES	40	36.36%
STEVE NELSON	32	29.09%
REBECCA FAITH MUNN	6	5.45%
PHIL E. SCHMIDT	29	26.36%
Total Votes Cast	107	97.27%
Contest Totals	110	100.00%

Cedar City Council
Vote For 2

	TOTAL	VOTE %
WITHDRAWN	1	0.45%
RONALD RIDDLE	35	15.91%
BARRY E. SHORT	16	7.27%
WALDO D. GALAN	33	15.00%
KATHY A. LONG	39	17.73%
R. SCOTT PHILLIPS	85	38.64%
Total Votes Cast	209	95.00%
Contest Totals	220	100.00%

11CC 8

STATISTICS

	TOTAL
Registered Voters - Total	668
Ballots Cast - Total	153
Ballots Cast - Blank	1
Voter Turnout - Total	22.90%

Cedar City Mayor
Vote For 1

	TOTAL	VOTE %
EMILY RHODES	21	13.73%
STEVE NELSON	80	52.29%
REBECCA FAITH MUNN	5	3.27%
PHIL E. SCHMIDT	41	26.80%
Total Votes Cast	147	96.08%
Contest Totals	153	100.00%

Cedar City Council
Vote For 2

	TOTAL	VOTE %
WITHDRAWN	5	1.63%
RONALD RIDDLE	72	23.53%
BARRY E. SHORT	26	8.50%
WALDO D. GALAN	30	9.80%
KATHY A. LONG	39	12.75%
R. SCOTT PHILLIPS	107	34.97%
Total Votes Cast	279	91.18%
Contest Totals	306	100.00%

11CC 9

STATISTICS

	TOTAL
Registered Voters - Total	600
Ballots Cast - Total	193
Ballots Cast - Blank	0
Voter Turnout - Total	32.17%

Cedar City Mayor
Vote For 1

	TOTAL	VOTE %
EMILY RHODES	21	10.88%
STEVE NELSON	138	71.50%
REBECCA FAITH MUNN	5	2.59%
PHIL E. SCHMIDT	27	13.99%
Total Votes Cast	191	98.96%
Contest Totals	193	100.00%

Cedar City Council
Vote For 2

	TOTAL	VOTE %
WITHDRAWN	9	2.33%
RONALD RIDDLE	69	17.88%
BARRY E. SHORT	36	9.33%
WALDO D. GALAN	68	17.62%
KATHY A. LONG	46	11.92%
R. SCOTT PHILLIPS	117	30.31%
Total Votes Cast	345	89.38%
Contest Totals	386	100.00%

11CC 10

STATISTICS

	TOTAL
Registered Voters - Total	685
Ballots Cast - Total	166
Ballots Cast - Blank	0
Voter Turnout - Total	24.23%

Cedar City Mayor
Vote For 1

	TOTAL	VOTE %
EMILY RHODES	23	13.86%
STEVE NELSON	99	59.64%
REBECCA FAITH MUNN	7	4.22%
PHIL E. SCHMIDT	35	21.08%
Total Votes Cast	164	98.80%
Contest Totals	166	100.00%

Cedar City Council
Vote For 2

	TOTAL	VOTE %
WITHDRAWN	0	0.00%
RONALD RIDDLE	70	21.08%
BARRY E. SHORT	9	2.71%
WALDO D. GALAN	67	20.18%
KATHY A. LONG	28	8.43%
R. SCOTT PHILLIPS	125	37.65%
Total Votes Cast	299	90.06%
Contest Totals	332	100.00%

11CC 11

STATISTICS

	TOTAL
Registered Voters - Total	452
Ballots Cast - Total	87
Ballots Cast - Blank	0
Voter Turnout - Total	19.25%

Cedar City Mayor
Vote For 1

	TOTAL	VOTE %
EMILY RHODES	12	13.79%
STEVE NELSON	29	33.33%
REBECCA FAITH MUNN	7	8.05%
PHIL E. SCHMIDT	37	42.53%
Total Votes Cast	85	97.70%
Contest Totals	87	100.00%

Cedar City Council
Vote For 2

	TOTAL	VOTE %
WITHDRAWN	3	1.72%
RONALD RIDDLE	39	22.41%
BARRY E. SHORT	17	9.77%
WALDO D. GALAN	21	12.07%
KATHY A. LONG	21	12.07%
R. SCOTT PHILLIPS	50	28.74%
Total Votes Cast	151	86.78%
Contest Totals	174	100.00%

11CC 12

STATISTICS

	TOTAL
Registered Voters - Total	597
Ballots Cast - Total	90
Ballots Cast - Blank	0
Voter Turnout - Total	15.08%

Cedar City Mayor
Vote For 1

	TOTAL	VOTE %
EMILY RHODES	24	26.67%
STEVE NELSON	35	38.89%
REBECCA FAITH MUNN	4	4.44%
PHIL E. SCHMIDT	22	24.44%
Total Votes Cast	85	94.44%
Contest Totals	90	100.00%

Cedar City Council
Vote For 2

	TOTAL	VOTE %
WITHDRAWN	5	2.78%
RONALD RIDDLE	23	12.78%
BARRY E. SHORT	22	12.22%
WALDO D. GALAN	17	9.44%
KATHY A. LONG	41	22.78%
R. SCOTT PHILLIPS	56	31.11%
Total Votes Cast	164	91.11%
Contest Totals	180	100.00%

11CC 13

STATISTICS

	TOTAL
Registered Voters - Total	436
Ballots Cast - Total	141
Ballots Cast - Blank	0
Voter Turnout - Total	32.34%

Cedar City Mayor
Vote For 1

	TOTAL	VOTE %
EMILY RHODES	25	17.73%
STEVE NELSON	68	48.23%
REBECCA FAITH MUNN	1	0.71%
PHIL E. SCHMIDT	44	31.21%
Total Votes Cast	138	97.87%
Contest Totals	141	100.00%

Cedar City Council
Vote For 2

	TOTAL	VOTE %
WITHDRAWN	2	0.71%
RONALD RIDDLE	57	20.21%
BARRY E. SHORT	18	6.38%
WALDO D. GALAN	33	11.70%
KATHY A. LONG	31	10.99%
R. SCOTT PHILLIPS	108	38.30%
Total Votes Cast	249	88.30%
Contest Totals	282	100.00%

11CC 14

STATISTICS

	TOTAL
Registered Voters - Total	420
Ballots Cast - Total	187
Ballots Cast - Blank	4
Voter Turnout - Total	44.52%

Cedar City Mayor
Vote For 1

	TOTAL	VOTE %
EMILY RHODES	7	3.74%
STEVE NELSON	116	62.03%
REBECCA FAITH MUNN	5	2.67%
PHIL E. SCHMIDT	49	26.20%
Total Votes Cast	177	94.65%
Contest Totals	187	100.00%

Cedar City Council
Vote For 2

	TOTAL	VOTE %
WITHDRAWN	3	0.80%
RONALD RIDDLE	79	21.12%
BARRY E. SHORT	11	2.94%
WALDO D. GALAN	84	22.46%
KATHY A. LONG	25	6.68%
R. SCOTT PHILLIPS	135	36.10%
Total Votes Cast	337	90.11%
Contest Totals	374	100.00%

11CC 15

STATISTICS

	TOTAL
Registered Voters - Total	516
Ballots Cast - Total	188
Ballots Cast - Blank	1
Voter Turnout - Total	36.43%

Cedar City Mayor
Vote For 1

	TOTAL	VOTE %
EMILY RHODES	19	10.11%
STEVE NELSON	114	60.64%
REBECCA FAITH MUNN	5	2.66%
PHIL E. SCHMIDT	46	24.47%
Total Votes Cast	184	97.87%
Contest Totals	188	100.00%

Cedar City Council
Vote For 2

	TOTAL	VOTE %
WITHDRAWN	5	1.33%
RONALD RIDDLE	75	19.95%
BARRY E. SHORT	13	3.46%
WALDO D. GALAN	49	13.03%
KATHY A. LONG	45	11.97%
R. SCOTT PHILLIPS	149	39.63%
Total Votes Cast	336	89.36%
Contest Totals	376	100.00%

11CC 16

STATISTICS

	TOTAL
Registered Voters - Total	889
Ballots Cast - Total	153
Ballots Cast - Blank	0
Voter Turnout - Total	17.21%

Cedar City Mayor
Vote For 1

	TOTAL	VOTE %
EMILY RHODES	32	20.92%
STEVE NELSON	67	43.79%
REBECCA FAITH MUNN	6	3.92%
PHIL E. SCHMIDT	46	30.07%
Total Votes Cast	151	98.69%
Contest Totals	153	100.00%

Cedar City Council
Vote For 2

	TOTAL	VOTE %
WITHDRAWN	7	2.29%
RONALD RIDDLE	56	18.30%
BARRY E. SHORT	30	9.80%
WALDO D. GALAN	54	17.65%
KATHY A. LONG	41	13.40%
R. SCOTT PHILLIPS	92	30.07%
Total Votes Cast	280	91.50%
Contest Totals	306	100.00%

11CC 17

STATISTICS

	TOTAL
Registered Voters - Total	436
Ballots Cast - Total	131
Ballots Cast - Blank	0
Voter Turnout - Total	30.05%

Cedar City Mayor
Vote For 1

	TOTAL	VOTE %
EMILY RHODES	27	20.61%
STEVE NELSON	73	55.73%
REBECCA FAITH MUNN	1	0.76%
PHIL E. SCHMIDT	26	19.85%
Total Votes Cast	127	96.95%
Contest Totals	131	100.00%

Cedar City Council
Vote For 2

	TOTAL	VOTE %
WITHDRAWN	4	1.53%
RONALD RIDDLE	49	18.70%
BARRY E. SHORT	16	6.11%
WALDO D. GALAN	39	14.89%
KATHY A. LONG	29	11.07%
R. SCOTT PHILLIPS	100	38.17%
Total Votes Cast	237	90.46%
Contest Totals	262	100.00%

11CC 18

STATISTICS

	TOTAL
Registered Voters - Total	1,139
Ballots Cast - Total	374
Ballots Cast - Blank	2
Voter Turnout - Total	32.84%

Cedar City Mayor
Vote For 1

	TOTAL	VOTE %
EMILY RHODES	41	10.96%
STEVE NELSON	258	68.98%
REBECCA FAITH MUNN	7	1.87%
PHIL E. SCHMIDT	61	16.31%
Total Votes Cast	367	98.13%
Contest Totals	374	100.00%

Cedar City Council
Vote For 2

	TOTAL	VOTE %
WITHDRAWN	14	1.87%
RONALD RIDDLE	110	14.71%
BARRY E. SHORT	69	9.22%
WALDO D. GALAN	125	16.71%
KATHY A. LONG	62	8.29%
R. SCOTT PHILLIPS	247	33.02%
Total Votes Cast	627	83.82%
Contest Totals	748	100.00%

11CC 19

STATISTICS

	TOTAL
Registered Voters - Total	589
Ballots Cast - Total	259
Ballots Cast - Blank	1
Voter Turnout - Total	43.97%

Cedar City Mayor
Vote For 1

	TOTAL	VOTE %
EMILY RHODES	32	12.36%
STEVE NELSON	148	57.14%
REBECCA FAITH MUNN	4	1.54%
PHIL E. SCHMIDT	66	25.48%
Total Votes Cast	250	96.53%
Contest Totals	259	100.00%

Cedar City Council
Vote For 2

	TOTAL	VOTE %
WITHDRAWN	6	1.16%
RONALD RIDDLE	86	16.60%
BARRY E. SHORT	18	3.47%
WALDO D. GALAN	102	19.69%
KATHY A. LONG	34	6.56%
R. SCOTT PHILLIPS	209	40.35%
Total Votes Cast	455	87.84%
Contest Totals	518	100.00%

11CC 20

STATISTICS

	TOTAL
Registered Voters - Total	117
Ballots Cast - Total	41
Ballots Cast - Blank	2
Voter Turnout - Total	35.04%

Cedar City Mayor
Vote For 1

	TOTAL	VOTE %
EMILY RHODES	3	7.32%
STEVE NELSON	24	58.54%
REBECCA FAITH MUNN	3	7.32%
PHIL E. SCHMIDT	9	21.95%
Total Votes Cast	39	95.12%
Contest Totals	41	100.00%

Cedar City Council
Vote For 2

	TOTAL	VOTE %
WITHDRAWN	2	2.44%
RONALD RIDDLE	9	10.98%
BARRY E. SHORT	10	12.20%
WALDO D. GALAN	14	17.07%
KATHY A. LONG	8	9.76%
R. SCOTT PHILLIPS	26	31.71%
Total Votes Cast	69	84.15%
Contest Totals	82	100.00%

11CC 21

STATISTICS

	TOTAL
Registered Voters - Total	412
Ballots Cast - Total	142
Ballots Cast - Blank	0
Voter Turnout - Total	34.47%

Cedar City Mayor
Vote For 1

	TOTAL	VOTE %
EMILY RHODES	20	14.08%
STEVE NELSON	72	50.70%
REBECCA FAITH MUNN	3	2.11%
PHIL E. SCHMIDT	45	31.69%
Total Votes Cast	140	98.59%
Contest Totals	142	100.00%

Cedar City Council
Vote For 2

	TOTAL	VOTE %
WITHDRAWN	3	1.06%
RONALD RIDDLE	41	14.44%
BARRY E. SHORT	14	4.93%
WALDO D. GALAN	75	26.41%
KATHY A. LONG	22	7.75%
R. SCOTT PHILLIPS	106	37.32%
Total Votes Cast	261	91.90%
Contest Totals	284	100.00%

11CC 22

STATISTICS

	TOTAL
Registered Voters - Total	554
Ballots Cast - Total	227
Ballots Cast - Blank	1
Voter Turnout - Total	40.97%

Cedar City Mayor
Vote For 1

	TOTAL	VOTE %
EMILY RHODES	20	8.81%
STEVE NELSON	129	56.83%
REBECCA FAITH MUNN	2	0.88%
PHIL E. SCHMIDT	67	29.52%
Total Votes Cast	218	96.04%
Contest Totals	227	100.00%

Cedar City Council
Vote For 2

	TOTAL	VOTE %
WITHDRAWN	6	1.32%
RONALD RIDDLE	78	17.18%
BARRY E. SHORT	28	6.17%
WALDO D. GALAN	73	16.08%
KATHY A. LONG	42	9.25%
R. SCOTT PHILLIPS	178	39.21%
Total Votes Cast	405	89.21%
Contest Totals	454	100.00%

11CC 23

STATISTICS

	TOTAL
Registered Voters - Total	327
Ballots Cast - Total	70
Ballots Cast - Blank	2
Voter Turnout - Total	21.41%

Cedar City Mayor
Vote For 1

	TOTAL	VOTE %
EMILY RHODES	7	10.00%
STEVE NELSON	48	68.57%
REBECCA FAITH MUNN	5	7.14%
PHIL E. SCHMIDT	7	10.00%
Total Votes Cast	67	95.71%
Contest Totals	70	100.00%

Cedar City Council
Vote For 2

	TOTAL	VOTE %
WITHDRAWN	4	2.86%
RONALD RIDDLE	33	23.57%
BARRY E. SHORT	11	7.86%
WALDO D. GALAN	13	9.29%
KATHY A. LONG	23	16.43%
R. SCOTT PHILLIPS	38	27.14%
Total Votes Cast	122	87.14%
Contest Totals	140	100.00%

11CC 24

STATISTICS

	TOTAL
Registered Voters - Total	1,130
Ballots Cast - Total	439
Ballots Cast - Blank	1
Voter Turnout - Total	38.85%

Cedar City Mayor
Vote For 1

	TOTAL	VOTE %
EMILY RHODES	30	6.83%
STEVE NELSON	278	63.33%
REBECCA FAITH MUNN	14	3.19%
PHIL E. SCHMIDT	111	25.28%
Total Votes Cast	433	98.63%
Contest Totals	439	100.00%

Cedar City Council
Vote For 2

	TOTAL	VOTE %
WITHDRAWN	10	1.14%
RONALD RIDDLE	125	14.24%
BARRY E. SHORT	88	10.02%
WALDO D. GALAN	171	19.48%
KATHY A. LONG	79	9.00%
R. SCOTT PHILLIPS	287	32.69%
Total Votes Cast	760	86.56%
Contest Totals	878	100.00%

11CC 25

STATISTICS

	TOTAL
Registered Voters - Total	985
Ballots Cast - Total	263
Ballots Cast - Blank	3
Voter Turnout - Total	26.70%

Cedar City Mayor
Vote For 1

	TOTAL	VOTE %
EMILY RHODES	39	14.83%
STEVE NELSON	126	47.91%
REBECCA FAITH MUNN	12	4.56%
PHIL E. SCHMIDT	79	30.04%
Total Votes Cast	256	97.34%
Contest Totals	263	100.00%

Cedar City Council
Vote For 2

	TOTAL	VOTE %
WITHDRAWN	12	2.28%
RONALD RIDDLE	102	19.39%
BARRY E. SHORT	68	12.93%
WALDO D. GALAN	77	14.64%
KATHY A. LONG	43	8.17%
R. SCOTT PHILLIPS	149	28.33%
Total Votes Cast	451	85.74%
Contest Totals	526	100.00%

11CC 26

STATISTICS

	TOTAL
Registered Voters - Total	440
Ballots Cast - Total	176
Ballots Cast - Blank	0
Voter Turnout - Total	40.00%

Cedar City Mayor
Vote For 1

	TOTAL	VOTE %
EMILY RHODES	22	12.50%
STEVE NELSON	65	36.93%
REBECCA FAITH MUNN	2	1.14%
PHIL E. SCHMIDT	78	44.32%
Total Votes Cast	167	94.89%
Contest Totals	176	100.00%

Cedar City Council
Vote For 2

	TOTAL	VOTE %
WITHDRAWN	5	1.42%
RONALD RIDDLE	40	11.36%
BARRY E. SHORT	20	5.68%
WALDO D. GALAN	102	28.98%
KATHY A. LONG	31	8.81%
R. SCOTT PHILLIPS	124	35.23%
Total Votes Cast	322	91.48%
Contest Totals	352	100.00%

11CC 27

STATISTICS

	TOTAL
Registered Voters - Total	1,284
Ballots Cast - Total	441
Ballots Cast - Blank	1
Voter Turnout - Total	34.35%

Cedar City Mayor
Vote For 1

	TOTAL	VOTE %
EMILY RHODES	57	12.93%
STEVE NELSON	211	47.85%
REBECCA FAITH MUNN	9	2.04%
PHIL E. SCHMIDT	155	35.15%
Total Votes Cast	432	97.96%
Contest Totals	441	100.00%

Cedar City Council
Vote For 2

	TOTAL	VOTE %
WITHDRAWN	7	0.79%
RONALD RIDDLE	130	14.74%
BARRY E. SHORT	75	8.50%
WALDO D. GALAN	191	21.66%
KATHY A. LONG	81	9.18%
R. SCOTT PHILLIPS	281	31.86%
Total Votes Cast	765	86.73%
Contest Totals	882	100.00%

11CC 28

STATISTICS

	TOTAL
Registered Voters - Total	571
Ballots Cast - Total	180
Ballots Cast - Blank	0
Voter Turnout - Total	31.52%

Cedar City Mayor
Vote For 1

	TOTAL	VOTE %
EMILY RHODES	23	12.78%
STEVE NELSON	87	48.33%
REBECCA FAITH MUNN	4	2.22%
PHIL E. SCHMIDT	64	35.56%
Total Votes Cast	178	98.89%
Contest Totals	180	100.00%

Cedar City Council
Vote For 2

	TOTAL	VOTE %
WITHDRAWN	3	0.83%
RONALD RIDDLE	64	17.78%
BARRY E. SHORT	24	6.67%
WALDO D. GALAN	64	17.78%
KATHY A. LONG	32	8.89%
R. SCOTT PHILLIPS	132	36.67%
Total Votes Cast	319	88.61%
Contest Totals	360	100.00%

11CC 29

STATISTICS

	TOTAL
Registered Voters - Total	790
Ballots Cast - Total	303
Ballots Cast - Blank	1
Voter Turnout - Total	38.35%

Cedar City Mayor
Vote For 1

	TOTAL	VOTE %
EMILY RHODES	37	12.21%
STEVE NELSON	147	48.51%
REBECCA FAITH MUNN	1	0.33%
PHIL E. SCHMIDT	114	37.62%
Total Votes Cast	299	98.68%
Contest Totals	303	100.00%

Cedar City Council
Vote For 2

	TOTAL	VOTE %
WITHDRAWN	6	0.99%
RONALD RIDDLE	157	25.91%
BARRY E. SHORT	43	7.10%
WALDO D. GALAN	90	14.85%
KATHY A. LONG	50	8.25%
R. SCOTT PHILLIPS	198	32.67%
Total Votes Cast	544	89.77%
Contest Totals	606	100.00%

Statistics	TOTAL
Registered Voters - Total	17,831
Ballots Cast - Total	5,467
Voter Turnout - Total	30.66%

Cedar City Mayor
Vote For 1

	TOTAL	VOTE %
EMILY RHODES	743	13.59%
STEVE NELSON	2,822	51.62%
REBECCA FAITH MUNN	142	2.60%
PHIL E. SCHMIDT	1,639	29.98%
Total Votes Cast	5,346	97.79%
Contest Totals	5,467	100.00%

Cedar City Council
Vote For 2

	TOTAL	VOTE %
WITHDRAWN	151	1.38%
RONALD RIDDLE	1,896	17.34%
BARRY E. SHORT	829	7.58%
WALDO D. GALAN	1,986	18.16%
KATHY A. LONG	1,098	10.04%
R. SCOTT PHILLIPS	3,697	33.81%
Total Votes Cast	9,657	88.32%
Contest Totals	10,934	100.00%

11ENO 1

STATISTICS

	TOTAL
Registered Voters - Total	732
Ballots Cast - Total	197
Voter Turnout - Total	26.91%

Enoch City Mayor

Vote For 1

	TOTAL	VOTE %
NOEL J WELLS	28	14.21%
JIM RUSHTON	93	47.21%
KATHERINE A. ROSS	75	38.07%
Total Votes Cast	196	99.49%
Contest Totals	197	100.00%

11ENO 2

STATISTICS

	TOTAL
Registered Voters - Total	721
Ballots Cast - Total	213
Voter Turnout - Total	29.54%

Enoch City Mayor

Vote For 1

	TOTAL	VOTE %
NOEL J WELLS	42	19.72%
JIM RUSHTON	56	26.29%
KATHERINE A. ROSS	112	52.58%
Total Votes Cast	210	98.59%
Contest Totals	213	100.00%

11ENO 3

STATISTICS

	TOTAL
Registered Voters - Total	801
Ballots Cast - Total	248
Voter Turnout - Total	30.96%

Enoch City Mayor

Vote For 1

	TOTAL	VOTE %
NOEL J WELLS	24	9.68%
JIM RUSHTON	139	56.05%
KATHERINE A. ROSS	85	34.27%
Total Votes Cast	248	100.00%
Contest Totals	248	100.00%

11ENO 4

STATISTICS

	TOTAL
Registered Voters - Total	697
Ballots Cast - Total	201
Voter Turnout - Total	28.84%

Enoch City Mayor

Vote For 1

	TOTAL	VOTE %
NOEL J WELLS	41	20.40%
JIM RUSHTON	87	43.28%
KATHERINE A. ROSS	71	35.32%
Total Votes Cast	199	99.00%
Contest Totals	201	100.00%

11ENO 5

STATISTICS

	TOTAL
Registered Voters - Total	751
Ballots Cast - Total	178
Voter Turnout - Total	23.70%

Enoch City Mayor

Vote For 1

	TOTAL	VOTE %
NOEL J WELLS	42	23.60%
JIM RUSHTON	36	20.22%
KATHERINE A. ROSS	95	53.37%
Total Votes Cast	173	97.19%
Contest Totals	178	100.00%

11ENO 6

STATISTICS

	TOTAL
Registered Voters - Total	809
Ballots Cast - Total	251
Voter Turnout - Total	31.03%

Enoch City Mayor

Vote For 1

	TOTAL	VOTE %
NOEL J WELLS	93	37.05%
JIM RUSHTON	79	31.47%
KATHERINE A. ROSS	77	30.68%
Total Votes Cast	249	99.20%
Contest Totals	251	100.00%

Statistics	TOTAL
Registered Voters - Total	4,511
Ballots Cast - Total	1,288
Voter Turnout - Total	28.55%

Enoch City Mayor
Vote For 1

	TOTAL	VOTE %
NOEL J WELLS	270	20.96%
JIM RUSHTON	490	38.04%
KATHERINE A. ROSS	515	39.98%
Total Votes Cast	1,275	98.99%
Contest Totals	1,288	100.00%